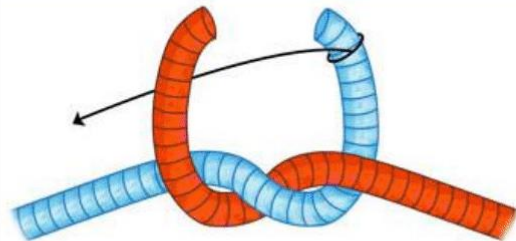
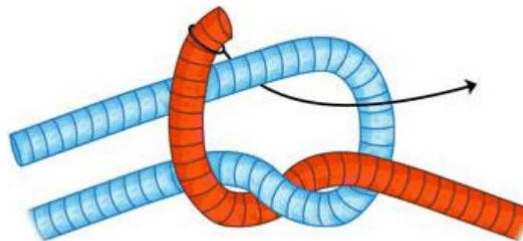




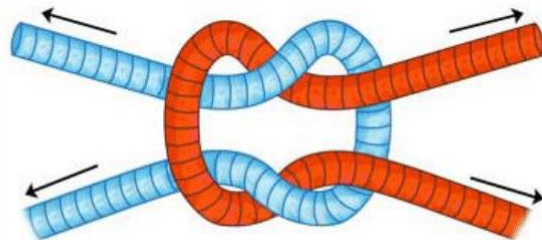
## Camp craft- How to tie a reef knot



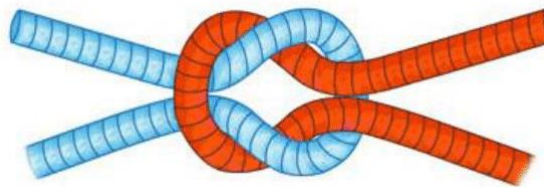
1 Cross the blue and red ends



2 Pass the red end through the blue loop



3 Pull the ends to tighten



4 The knot is complete

101KNOTS


Use these instructions above to tie a reef knot. It's a good idea to use two different coloured cords so you can see where each side goes.

# BEAVERS



Make your own knot board using a cereal box, hole punch and pipe cleaners or paracord or string.

After tying your knots, label them on your knot board and keep them as a record of your skills. Keep this knot as it will also count towards the My Skills challenge badge.



Once you have tied your knot board practice your knots with strawberry bootlaces sweets. The best knots are the ones you can eat!